LIAONING DIYA CAPACITOR CO., LTD

辽宁迪亚电容器有限公司

FACTORY: LIAONING DIYA CAPACITOR CO.,LTD.	工厂：辽宁迪亚电容器有限公司
FACTORY ADD: NO91. Dongfeng Road xihe district, Fuxin City Liaoning China	工厂地址：中國辽宁省，阜新市，細河區 .東風路 91#
TEL: 0086-0418-6615807，6615666，6615828	电话: 0086-0418-6615666，6615807，6615828
FAX: 0086-0418-6567712，6615802，6615666	传真: 0086-0418-6567712，6615802，6615666

SPECIFCATION FOR APPROVAL

规 格 承 认 书

客户	:
项 目	: 聚酯膜有感電容器
客 戶 料 号	:
迪 亚 料 号 DIYA'S P/N	: CL11
日 期	: **2006-12-31**

客户审批意 见	测試	审核	批准
时间:	**12.31**	**12.31**	**12.31**

LIAONING DIYA CAPACITOR CO., LTD

辽宁迪亚电容器有限公司

聚酯箔膜電容器　　**CL11**

☆Outline Drawing 外形图

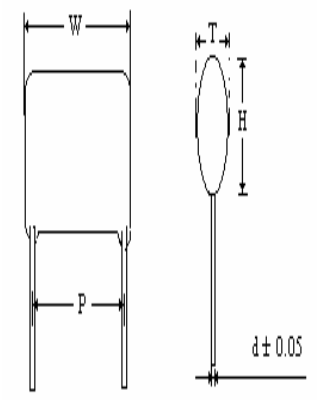



2A104K

☆Dimensions 外形尺寸

Item	P/N	W	H	T	P	F	d	L	STYLE
		max	max	max	±1.0	±0.5	±0.05	min	BK/TP
									BULK

编号	项目	描述
1.	以下参照 GB7332(IEC 60384-2)	
2.	**标准大气压测量方法：**	
2.1.	环境温度	15℃ ~ 35℃ (如有偏差在+20 +/- 5℃中测试)
2.2.	相对湿度 (R.H.)	45% ~ 75% (如有偏差在相对湿度为：60%~70%测试)
2.3.	气压	86 kpa~106 kpa.
2.4.	工作温度	-40℃~ +85℃ （电容器标称电压下能长期工作的内部温度）
3.	内部原材料	
3.1.	DIELECTRIC	聚脂膜+AL
3.2.	喷金	锌铝合金
3.3.	电极	镀锡钢丝
3.4.	包封	环氧树脂
3.5.		

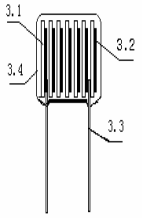

4.0	电性能测试			
NO.	项目		标准	测试条件
4.1.	耐电压	两极	无击穿	120%额定电压 60S 160%额定电压 1~5S 电容负荷<=1A
		极壳		
4.2.	绝缘电阻(I.R.)		>=7500MOhm (C <= 0.33 uF) >= 2500MOhm*uF/C (C > 0.33 uF)	测试 Vt +/- 15% 时间 0 60+/- 5 sec. 温度 +20 +/- 5℃. UN >630V Vt = 500VDC 100V<UN<= 630V Vt = 100VDC UN <=100V Vt = 10VDC
4.3.	容量		按标准偏差(+20 +/- 5oC).	测试频率 :1KH +/-10%. 测试电压 : <=1 Vrms.max.
4.4.	损耗（DF）		<= 0.00 8(0.8%) at 1 KHz.	测试频率 : 1KHz+/- 10% 测试电压 : <= 1 Vrms.max.

订购注意 Order Notes

◆订购须知:

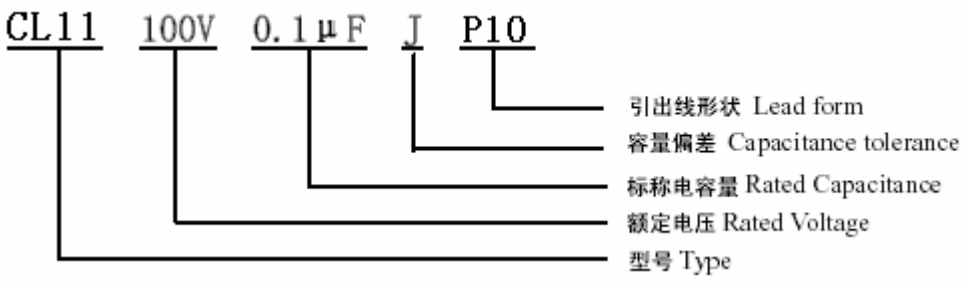

1.容量偏差

容量偏差	±1%	±1.25 %	±2%	±3%	±5%	$\pm^{10}_{5}\%$	±10%	±20%
代码	F	A	G	H	J	U	K	M

2.引出线形状

2.1 引出线直脚

符号	P5.0	P7.5	P10.0	P15.0	P22.5	P27.5	P31	P41
引出线脚距	5.0mm	7.5mm	10.0mm	15.0mm	22.5mm	27.5mm	31mm	41mm
备注	常用脚距							

2.2 引出线成型

符号	F5.0	F7.5	F10.0	F15.0	F22.5	F27.5	F31	F41
引出线脚距	5.0mm	7.5mm	10.0mm	15.0mm	22.5mm	27.5mm	31mm	41mm
备注	常用脚距成型形状参照第'2.3'条							

2.3 引出线成型形状

代号	I	II	III	IV
成型形状	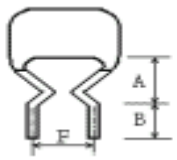	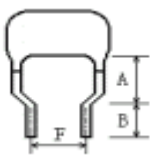	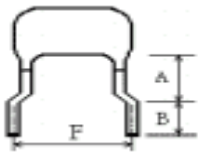	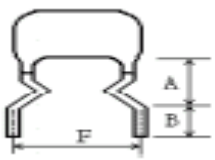
适用范围	P≥F		P＜F	
	0mm≤P-F≤3mm	3mm＜P-F≤8mm	3mm＜F-P≤5mm	0mm＜F-P≤3mm
尺寸标准	A≤5.0mm; B=4.5mm±0.5mm; F 允许偏差为±1.0mm			

编带圖形及尺寸：

编带尺寸（适应型号：CL71，CL21X，CL11 ，CL21P10/ P7.5）

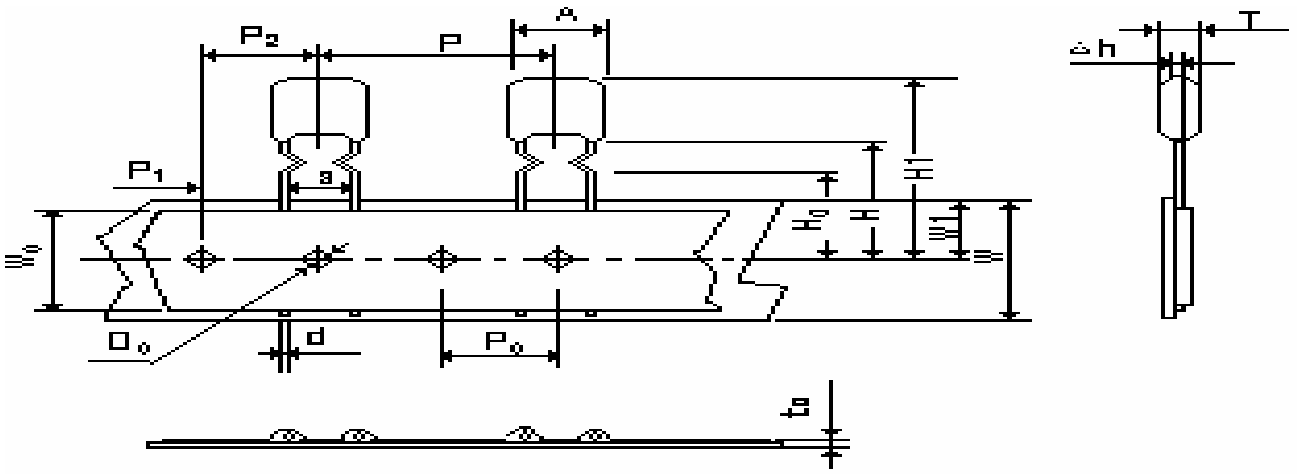

名称	标记	尺　寸(mm)
电容器间距	P	12.7±1.0
插孔间距	P_0	12.7±0.3
插孔位置及偏差	P_1	3.85±0.7
	P_2	6.35±1.3
	W_1	9.0±0.5
引线间距	S	4.8～5.6
产品歪斜度	Δh	±1.0
纸带宽	W	18.0±0.5
引线成型高度	H_0	16.0±0.5
产品下限高度	H	21±1.0
插孔直径	D_0	4.0±0.1
编带总厚度	T	0.7±0.2
胶带宽	W_0	6min
胶带位置偏移	W_2	0～3

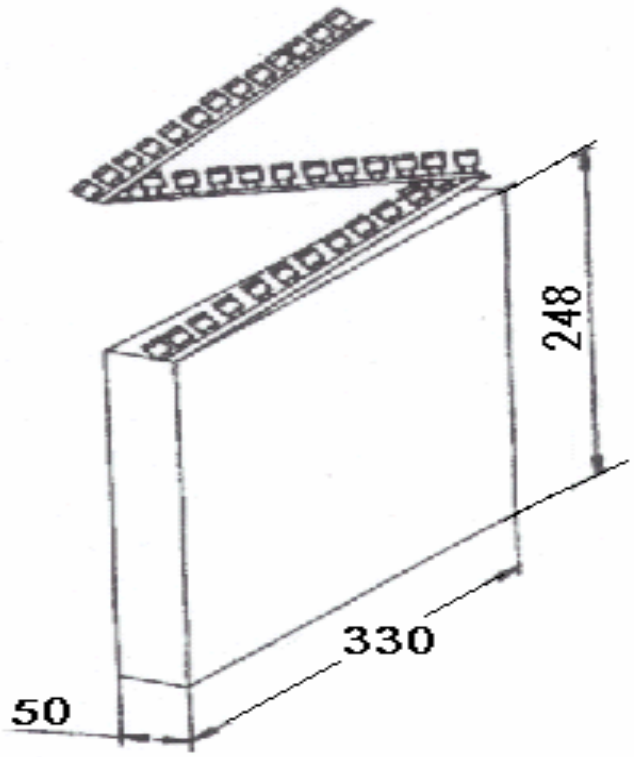

LIAONING DIYA

包装外箱尺寸

1.編帶包裝尺寸：

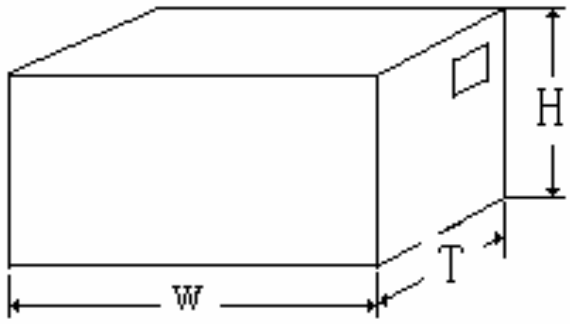

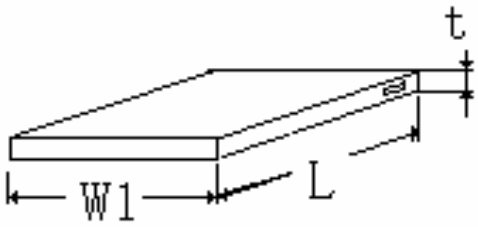

代号	W	H	T	W1	L	t
尺寸一(mm)	560	350	260	330	248	50
尺寸二(mm)						

2. 散件包装:

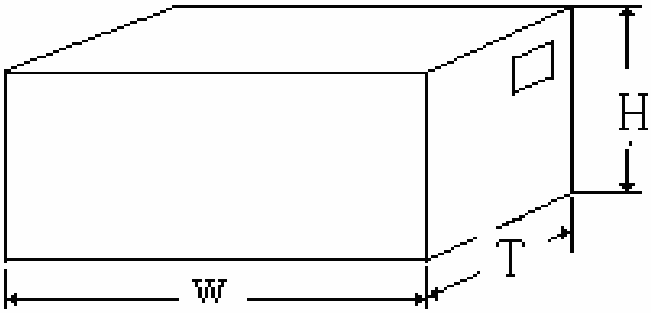

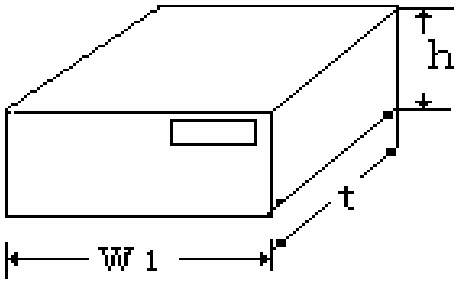

代号	W	H	T	W1	h	t
尺寸一(mm)	435	345	335	315	160	208
尺寸二(mm)	475	225	270	195	86	115

LIAONING DIYA

Diagrams & Dimension Allowances

产品图示及公差 Unit:mm

1, Radial, DippeD, non-Inductive
(PEN, PENM, DMPE, MPEM, DMPC, PPN, PPNM, MPP, MPPS, MPFA, MPH, MPSA)

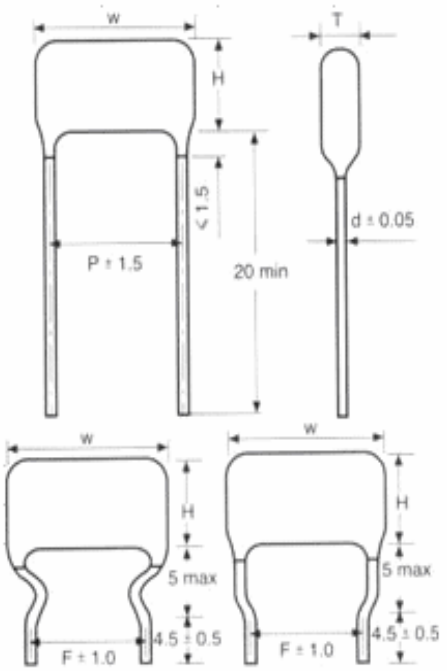

2, Radial, Encapsulated
(MPEB, MPPB, MPAB, PPSB, MP+R)

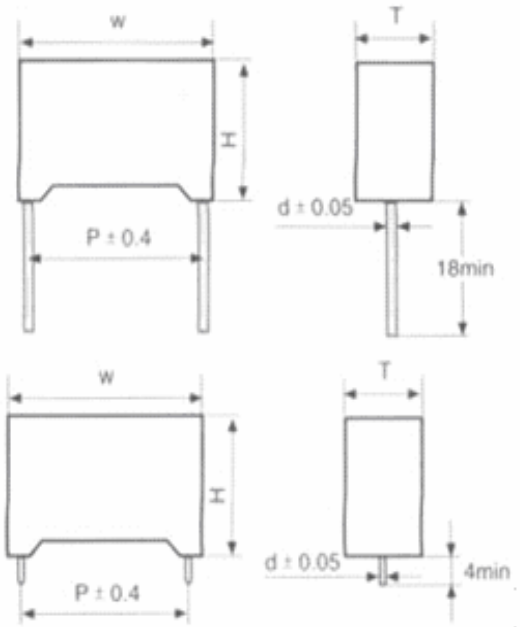

3, Radial, Minibox
(EMPE)

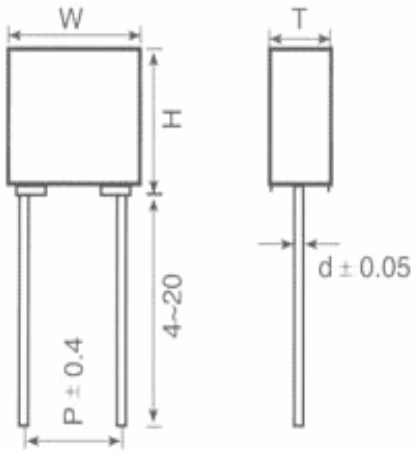

4, Axial, Flat FMPE, FMPP, FMPH, FMPA, FPPS, FPSA, FPFA

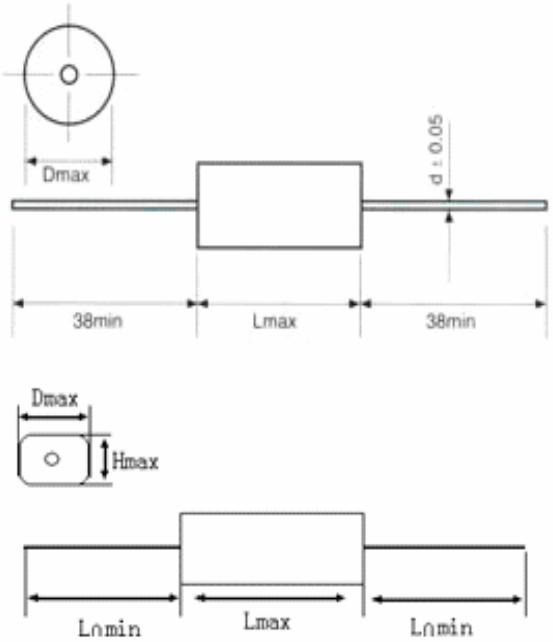

LIAONING DIYA

CHARACTERISTICS REFERENCE

焊锡温度 、频率、温度特性曲线图

Soldering Temperature VS Time

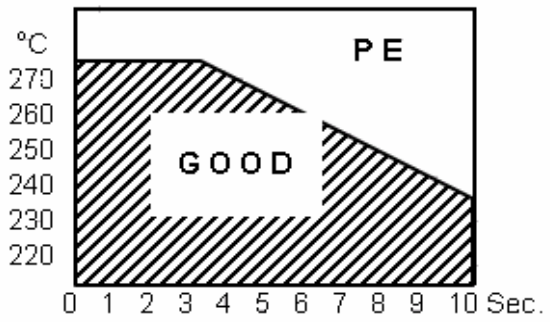

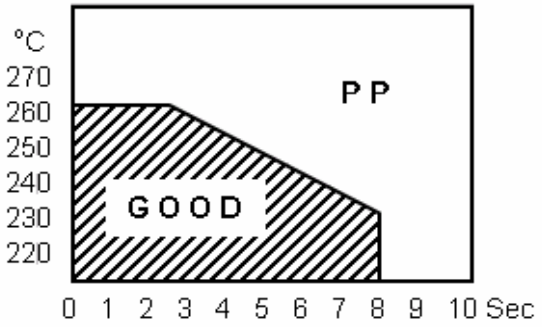

Frequency Characteristics

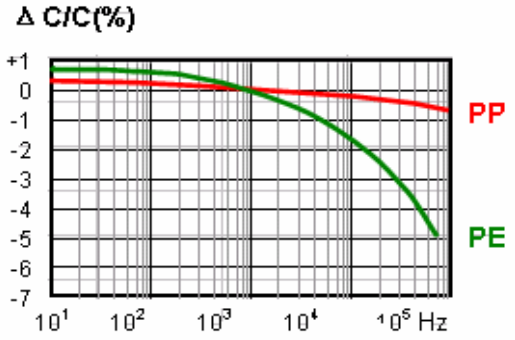

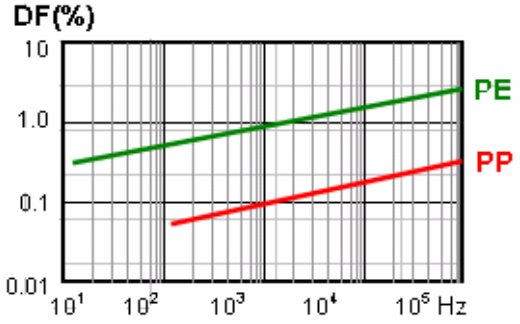
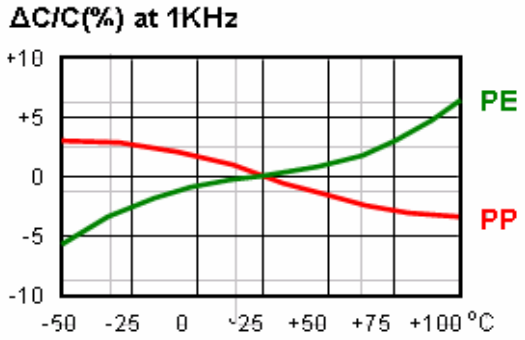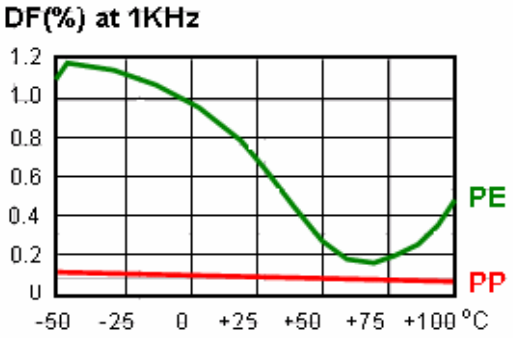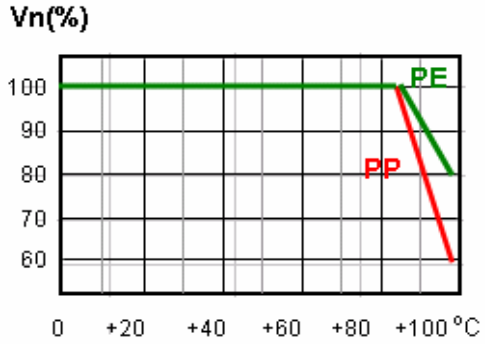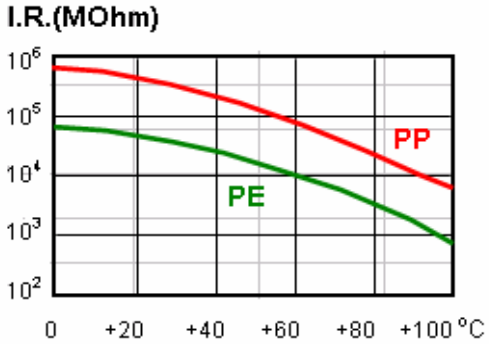
Temperature Characteristics